

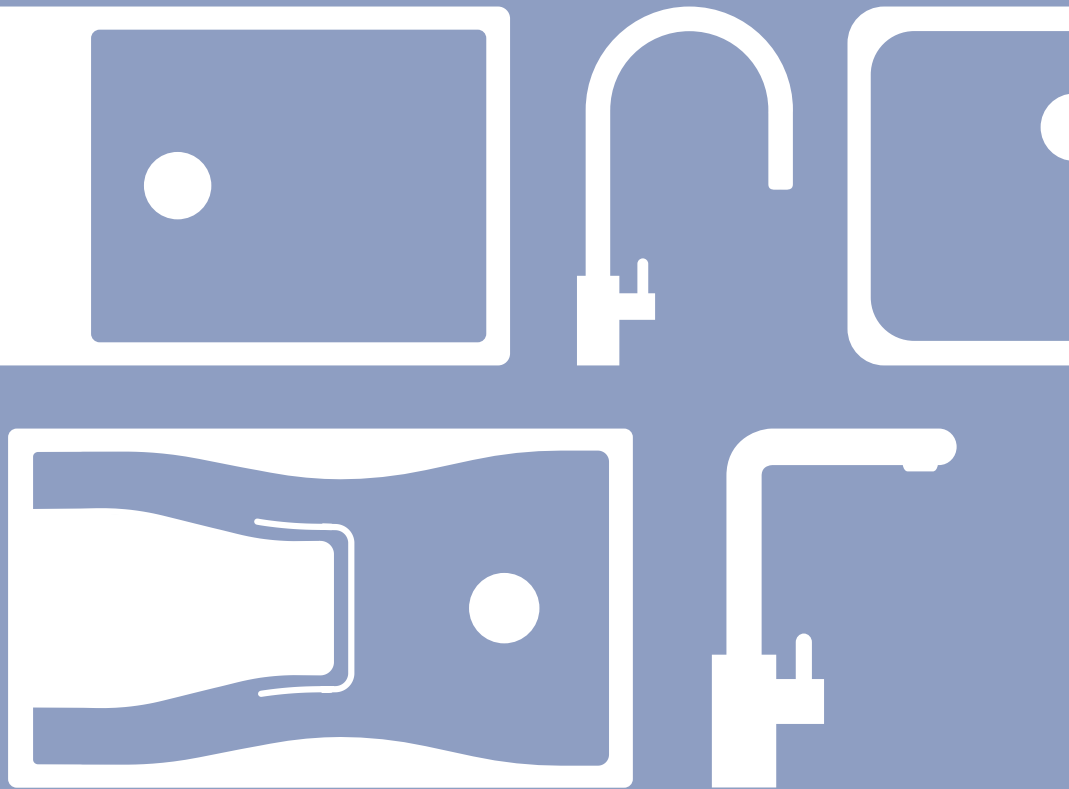
SCHOCK



SINKS & MIXER TAPS

MORE COLOUR FOR YOUR KITCHEN

Kitchen sinks are not just sinks,



the sink is the hub of the kitchen. And the kitchen is the hub of our lives. The kitchen sink is where we quench eggs, tap ice cubes out of the tray, soak curly kale, rinse out paintbrushes, pour away sour milk and extinguish flambés gone wrong. And sometimes we even wash the dishes in it too.

**BRING COLOUR INTO YOUR KITCHEN AND
CHOOSE YOUR SCHOCK...**

- 1 SINK
- 2 MIXER TAP
- 3 ACCESSORIES

CHOOSE A SINK

FILTER BY:

BASE CABINET WIDTH

INSTALLATION TYPE


COLOUR & MATERIAL

SHAPE

VISIBLE PARTS

You can configure the sink that best suits you based on these features. Scan the QR code for all available models.

And using the filters on the website, you can find the right sink for you and then take your desired configuration to your local SCHOCK distributor.



schock.de/int_en/sinks

Sink model **Kiruna N-100XL** in Day, mixer tap **Epos with pull-out spout** in Puro, **drain rack** in black, **visible parts** in Puro



All choices explained in detail →

CHOOSE A SINK

BASE CABINET WIDTH

The width of your base cabinet determines which models can be integrated into your existing or new kitchen – not every sink fits into every base cabinet due to the size of the bowl.

40 cm

45 cm

50 cm

60 cm

80 cm

90 cm

120 cm

INSTALLATION TYPE

If you prefer a certain installation type, it's advisable to select that from the outset. The type of installation influences the colours you can choose.

Inset: Classic installation type with the sink dropped into the worktop from above.

Undermount: The edge of the sink is pushed right up to the cut-out in the work surface from below, where it lines up perfectly with the worktop. The result is a unique, elegant look with no overhanging rim.

Flush-mount: This installation type creates a smooth transition between worktop and sink.

Modular: This kind of sink is installed between two worktops and rests on the base cabinet.

Please note: Not every installation type is suitable for every worktop material. Ask your local expert for advice.




Inset



Undermount



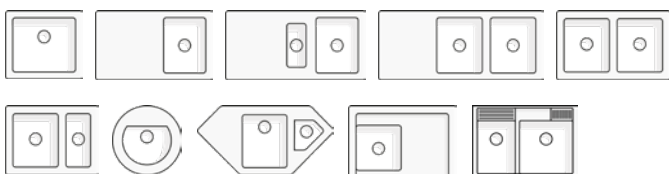
Flush-mount



Modular

SHAPE

Choosing a sink shape is not just a matter of your individual style. It's a question of how you use the sink and what you need it for. Do you own a dishwasher? Do you plan to use the sink area as part of your cooking and food prep activities? And what about the kitchen planning?



COLOUR & MATERIAL

We offer three material finishes, each with different colour variations. What do all of the materials have in common? They are **easy to clean, made to last, heat resistant, odour free, stain resistant, impact resistant and food safe.**

CRISTADUR®

Satin matt finish | Very easy to clean | Dirt repellent effect | Option of a 15-year extended warranty | Upgrade options such as matching trim or flush-mount installation



Puro



Magma



Stone



Bronze



Silverstone



Polaris



Rouge

CRISTADUR® Green Line



Satin matt finish | Very easy to clean | Dirt repellent effect | Option of a 15-year extended warranty | Sustainable: mostly made from natural, renewable or recycled raw materials | Upgrade option: decorative trim in the same finish



Day



Dusk



Night



Twilight

CRISTALITE®

The original quartz composite sink | Stony finish



Nero



Onyx



Asphalt



Croma

TRIM

Decorative metal trim is to a sink as jewellery is to a beautiful item of clothing.

Trim consists of pop-up control, overflow cover, drain cup and basket strainer. Chrome is the standard finish; five additional colours are available for sinks in CRISTADUR® if you choose to upgrade.*



Chrome
(CHR)



Stainless steel
(EDM)



White Gold
(WGO)



Copper
(COP)



Gunmetal
(GUM)



Puro
(PUR)

*Only visible parts in chrome are available for sinks made of CRISTALITE® material.



Sink model **Mono D-100L** in Stone, mixer tap **SC-510** in Stone



CRISTADUR® sink model **Greenwich N-100L** in Puro



Sink model **Tia D-100L** in Magma, mixer tap **Dion** with fixed spout in Magma, **7-piece functional bowl set, Gastronorm containers, multifunctional rack, visible parts** in chrome



Sink model **Kallio M-175** in Day,
mixer tap **Keto** with pull-out spout in Puro,
visible parts in Puro



To the kitchen taps →

CHOOSE A MIXER TAP

FILTER BY:

SHAPE

COLOUR & MATERIAL

TYPE OF SPOUT

FUNCTIONS

Use these criteria to choose the mixer tap that best suits your kitchen architecture, your colour scheme and, naturally, your sink. Scan the QR code for all available models.



schock.de/int_en/kitchen-taps

Sink model **Wembley D-100L** in Magma,
mixer tap **Kavus** with pull-out spout in White Gold, visible parts in White Gold

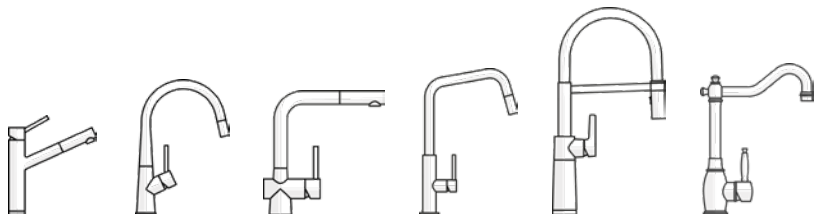


All choices explained in detail →

CHOOSE A MIXER TAP

SHAPE

The right shape of tap depends on your kitchen design, space available, individual style and functional requirements.



COLOUR & MATERIAL

Besides being available in the classic finishes like stainless steel and chrome, SCHÖCK mixer taps also look great in different colours and coatings. By offering this wide range of looks, we ensure that sink and mixer tap match each other perfectly – and suit every kitchen style.



Chrome
(CHR)



Stainless steel
(EDM)



White Gold
(WGO)



Copper
(COP)



Gunmetal
(GUM)



Puro
(PUR)



Many more
colours available

TYPE OF SPOUT

Choose between three different types, each differing in the range of action they permit in and around the sink and thus the level of flexibility they offer.



Fixed spout



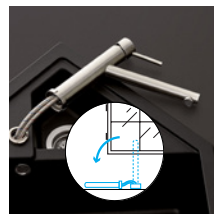
Pull-out spout



**Pull-out
spray head**

FUNCTIONS

The mixer tap – just like the sink – is used multiple times in any given day. That is why a SCHÖCK tap not only needs to be able to withstand a lot, but also has to be up to the job. The following functions are possible:



Under-window

Certain taps can be installed under the window if you're keen to flood the sink with natural light. For this case, we offer mixer taps that can be folded down easily without any tools thanks to a twist or push-fit system.



Low-pressure

Low-pressure taps are also known as non-pressurised taps. They are important for houses that get only cold water from the mains water supply. Hot water is then supplied from a boiler or instantaneous water heater. Most of these are only compatible with low-pressure taps. The instruction manual that comes with the appliance will tell you what kind of tap is required.



Spray

Various SCHÖCK taps offer you the ability to alternate between the normal water jet and a spray function at the push of a button. An ergonomic solution to help in many scenarios. While the normal water jet is great for filling the sink and so on, the alternative spray function can be used to gently rinse salad leaves, fruit and vegetables.



Filtered water

Are you looking for a multifunctional tap that brings hot, cold and filtered water to your sink? Then we recommend the Vitus and Ares filtered water taps. With the 3-way system, they supply the different types of water out of a single tap. A filter system is not part of the taps themselves – instead, you can combine them with various commonly available filter systems to meet your needs. If you're unsure, we advise you to ask your local expert.

Left: mixer tap **Talia** in stainless steel, right: mixer tap **Epos W** in chrome



ADDED VARIETY
ADDED WOW FACTOR



mixer tap **Talia** in black

To the accessories →

CHOOSE ACCESSORIES

FILTER BY:

▶ SOAP DISPENSERS

▶ CHOPPING BOARDS

▶ GASTRONORM CONTAINERS

▶ FUNCTIONAL BOWLS

▶ DRAINING BOARDS

▶ DESIGNER UPGRADES

Turn your sink into a personalised and multifunctional highlight in your kitchen with our designer accessories.

Visit our website to see all the options for both sinks and accessories.

Psst. A little tip: In our accessories shop you'll find not only care products and spare parts but also functional accessories and designer upgrades in case you feel like pimping your kitchen sink at some point in the sink's lifetime.



parts.schock.de/en



Top: sink model **Kiruna N-100XL** in Dusk, mixer tap **Laos** with pull-out spout in Copper, **drain rack** in Copper, **visible parts** in Copper
Bottom: sink model **Kiruna N-100** in Night, mixer tap **Tanos** with pull-out spout in black, **silicone drain mat**, **visible parts** in Puro



OUR VALUES

**COLOURFUL
MADE IN GERMANY
PREMIUM QUALITY
AESTHETIC PRODUCTS
SUSTAINABLE OUTLOOK**

Schock GmbH

Hofbauerstraße 1
94209 Regen
Germany

Phone: +49-9921-600-0

E-mail: info@schock.de

www.schock.de/en

10/2023

Image concept: Studio Michael Schad, Stuttgart

Illustrations: Klaus Pichler, Vienna

Copy: Katrin Schlegel, Die Schreiberei

The kitchen sink represents a new challenge for us every day. With our heads we think of the smartest solutions. With our hearts we accompanying the whole process. With our hands we finish every single product.

This is how we create kitchen sinks that make life more beautiful every day - kitchen sinks that are never ordinary.

Socials



